


## CONPROSYS nano Series Remote I/O Model CPU Unit (LAN HUB, 8slot) CPSN-MCB271-1-081



\* Specifications, color and design of the products are subject to change without notice.

### Hardware Features

#### I/O module expansion

With this product, you can freely add I/O modules to match the necessary functions from among the varied collection of CONPROSYS nano series I/O modules.

#### Easy installation and removal of I/O modules

Expansion modules can be installed and removed without any tools.

#### Adaptable to a wide range of temperature between -20 and +60°C

The product is capable of operating in the temperature between -20 and + 60°C. It can be installed in the various environments.

#### Installation easy with a two-piece terminal on DIN or with screws

Regarding the power connector, the terminal connector can be removed without a screwdriver. Even when a malfunction occurs, this product can be replaced in a short length of time. Furthermore, as the product is mounted on the DIN rail, removing and replacing are easy as well. This product can also be installed with screws, so it supports a wide range of installation situations.

#### Equipped with LED for an operation check

The product has LED for an operation check, which helps you visually confirm the communication status of each interface.

#### No electrolytic capacitor

Without an electrolytic capacitor, which has a limited life, the Contec is creating the product with a longer life.

#### 2 ports of LAN port containing a switch function

The product with 2 ports of LAN port contains a switch function and can configure a network like daisy-chain connection.

This product is a remote I/O model CPU unit that has LAN interfaces in addition to eight expansion slots. If necessary, you can freely combine this product with CONPROSYS nano series I/O modules.

In addition, this product can be controlled from a PC running Windows or Linux and supports Modbus TCP Slave and Modbus RTU Slave.

- \* The contents in this document are subject to change without notice.
- \* Visit the CONTEC website to check the latest details in the document
- \* The information in the data sheets is as of April, 2025.

### Software Features

#### Compatible with Modbus TCP Slave and Modbus RTU Slave \*1

Modbus is a communication protocol widely adopted in the industrial sector. Controlling and collecting data from higher-level devices with Modbus Master function can be conducted.

\*1 To use with RS-422A/485 (multi-drop capable), additional CPSN-COM-1PD module and firmware version 1.10 or later are required.

#### Windows/Linux support device driver

Using the device driver API-TOOL makes it possible to create applications of Windows/Linux. In addition, a diagnostic program by which the operations of hardware can be checked is provided.

#### Support the virtual COM driver \*2

Software virtual COM driver enables you to operate the product in the same way as PC COM port (standard COM). Applications can be created with the OS standard Win32 API communication function.

\*2 The CPSN-MCB271-1-041, CPSN-MCB271-1-081 requires the CPSN-COM-1PD module to support this feature. Up to 7 virtual COM ports can be used

### Included Items

Product...1

Power Connector...1(Attached to the product)

Blank panel...7\*1(Attached to the product)

Please read the following...1

\*1 CPSN-MCB271-1-081 contains 7 pieces.

\* This product is verified in conformity with our recommended power supply. In case you use other power supplies, thus, it may not be able to fulfil certification requirements. Please see the CONTEC website regarding power supply recommendation (<https://www.contec.com/>).

## Specifications

### Function specification

Item		CPSN-MCB271-1-081
CPU		ARM Cortex-M3 180MHz
Memory		On Board 16MB SDRAM
ROM		On-Board 4MB NOR Flash for OS
FeRAM		Unused.
LAN	Transmission standard	10BASE-T/100BASE-TX
	The number of ports	2 (contains a switch function) *1
	Connector	RJ-45 Connector
	LED	Speed (Orange), Link / Act (Green)
USB		Unused.
microSD Card slot		Unused.
Expansion slot	Number of slots	8
	Maximum power supply	12 - 24V 200mA, 5V 250mA, 3.3V 200mA (per slot)
	Number of insertions/removals	50 times (min)
LED		PWR(Green) / RUN(Green) / STS(Green) / ERR(Red)
Switch		Push switch
RTC	Monthly error	± 15 seconds or less (25°C)
	Backup time	Not equipped with the date retention battery for backup
Power supply *2	Rated input voltage	12 - 24VDC
	Input voltage range	10.8 - 30VDC
	Power consumption	<CPU Unit alone *3> 24V 0.08A (Typ.), 0.1A (Max.) 12V 0.15A (Typ.), 0.2A (Max.) <With I/O module> 24V 1.5A (Max.), 12V 2.0A (Max.)
	Connector	2 pieces 3.5mm pitch 3-pin Terminal (V+, V-, FG)
	Applicable wire	AWG24 - 16
	Surge protection element V+ - V-, V- - FG	Interactive TVS Diode Stand off voltage : ±30V, Peak pulse power : 400W (1ms)
Physical dimensions (mm)		179(W) x 74.8(D) x 95(H)mm (not include projection)
Weight		350g
Installation method		Quick installation on a 35 mm DIN rail Vertical installation with screws *4

\*1 The CPSN-MCB271-1-041, CPSN-MCB271-1-081 model contains a switch function and can configure a network like daisy-chain connection between LAN A port and LAN B port.

\*2 Use power cable within 3meters.

\*3 With no expansion slot bad.

\*4 Commercially available screws are required.

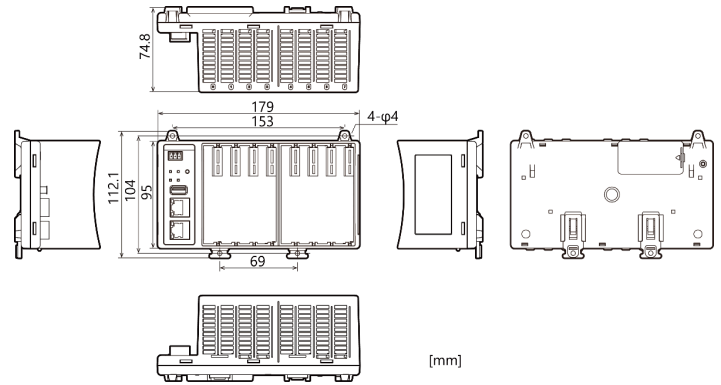
### Installation Environment Requirements

Item		CPSN-MCB271-1-081
Operating ambient temperature		Vertical installation : -20 - +60°C Vertical installation with an angle of 90° to the left, Horizontal installation : -20 - +55°C Vertical installation with an angle of 90° to the right : -20 - +50°C
Operating ambient humidity		10 - 90%RH (No condensation)
Non-operating ambient temperature		-20 - +60°C
Non-operating ambient humidity		10 - 90%RH (No condensation)
Floating dust particles		Not to be excessive
Corrosive gases		None
Line-noise resistance	Line noise	AC Line/±2kV *5 Signal Line /±1kV (IEC61000-4-4 Level 3, EN61000-4-4 Level 3)
	Static electricity resistance	Touch /±4kV (IEC61000-4-2 Level 2, EN61000-4-2 Level 2) Air /±8kV (IEC61000-4-2 Level 3, EN61000-4-2 Level 3)
Vibration resistance	Sweep resistance	10 - 57Hz *6 /semi-amplitude vibration 0.15mm, 57 - 150Hz/20G 40minutes each in X, Y, and Z directions (JIS C60068-2-6-compliant, IEC60068-2-6-compliant)
Shock resistance		15G half-sine shock for 11ms in X, Y, and Z directions (JIS C 60068-2-27 -compliant, IEC 60068-2-27 -compliant)
Grounding		Class D grounding (previous class 3 grounding), SG-FG/ non-conduction
Standard		VCCI Class A, FCC Class A, CE Marking (EMC Directive Class A, RoHS Directive), UKCA

\*5 When an optional power product is used.

\*6 When an optional power product is used : 10 - 55Hz (See the manual of optional power product for details)

## Physical Dimensions

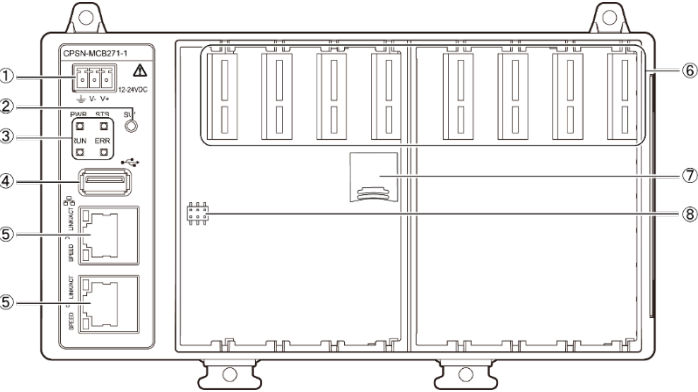


## Optional Products

Product Name	Model type	Description
DIN rail fitting power supply	CPS-PWD-30AW24-01	Fitting power supply 30W (Input: 100 - 240VDC, Output: 24VDC 1.3A)
	CPS-PWD-90AW24-01	Fitting power supply 90W (Input: 100 - 240VDC, Output: 24VDC 3.8A)
I/O module	CPSN-DI-08L	with isolated digital input (input 8 channels, No built-in power supply)
	CPSN-DI-08BL	with isolated digital input (input 8 channels, built-in power supply)
	CPSN-DI-16BCL	with isolated digital input (input 16 channels, switchable between external and built-in power supplies, switchable between sink input and source input)
	CPSN-DIO-08SL	with isolated digital input/output (input 8 channels, output 8 channels, sink output)
	CPSN-DO-08L	with isolated digital output (output 8 channels, sink output)
	CPSN-DO-08BL	with isolated digital output (output 8 channels, built-in power supply, sink output)
	CPSN-DO-08RL	with isolated digital output (output 8 channels, source output)
	CPSN-DO-08BRL	with isolated digital output (output 8 channels, built-in power supply, source output)
	CPSN-DO-16L	with isolated digital output (output 16 channels, sink output)
	CPSN-DO-16BL	with isolated digital output (output 8 channels, built-in power supply, sink output)
	CPSN-RRY-4PCA	with relay contact output (4channels)
	CPSN-AI-1208LI	with isolated analog input (12-bit voltage input 8 channels/current input 4 channels)
	CPSN-AI-2408LI	with isolated analog input (24-bit voltage input 8 channels/current input 4channels)
	CPSN-AO-1602LC	with non-isolated analog output (16-bit voltage output 2 channels/current output 2 channels)
	CPSN-CNT-3201I	with isolated counter input (1channel)
	CPSN-COM-1PD	with isolated RS-422A/485 serial communication (1channel)
	CPSN-COM-1GM1	Serial I/O Module 4G LTE CAT.M1 *1 (Japanese only)
	CPSN-SSI-4C	with isolated thermocouple input (4channels)

\*1 SIM card is required individually. Use a standard size SIM card.

Component Name

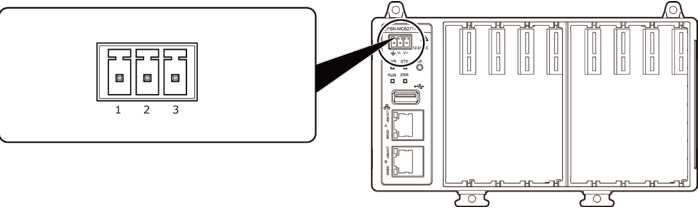


No.	Name	Function
1	Power Connector	Use the power connector (3 pin connector), included in this package.
2	Push Switch	This is used with the software setup.
3	LED Indicator	Indicates the status of the product.
4	USB Port	Unused.
5	LAN Port	It is a connector for LAN. 2 ports are equipped.
6	Expansion slot	These are used to supply power to and communicate with expansion modules.
7	microSD Card Slot	Unused.
8	Jumper	Please do not use it.

Power Connector

Use the 3-pin connector, included in the package, to connect to external power.

- Mounted Connector  
3-pin European style terminal block (3.5mm pitch, 3 x 1 row)  
MCV 1,5/3-G-3,5 P26 THR [Phoenix Contact] or equivalent
- Compatible Connector  
3-pin European style terminal block (3.5mm pitch, 3 x 1 row)  
FK-MCP 1,5/3-ST-3,5 [Phoenix Contact] or equivalent



Pin Assignment

Pin No.	Signal Name
1	FG
2	V-(GND)
3	V+(12-24VDC)